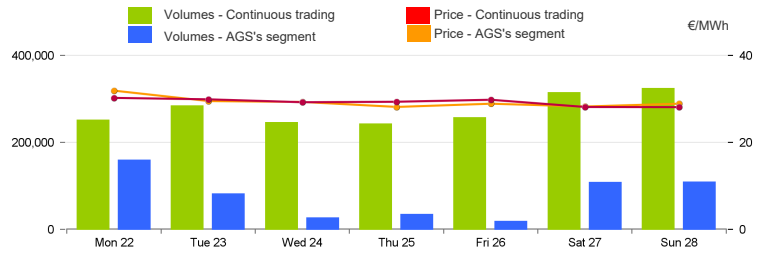


## Spot Gas Market (MP-GAS)

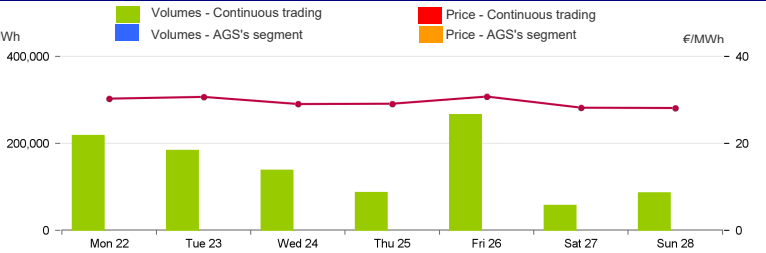
### Day-Ahead Gas Market (MGP-GAS)

	Price. €/MWh				Volumes. MWh			
	Average	Var	Min	Max	Total	Var	Daily Products	WE Product
<b>Continuous trading</b>	<b>29.05</b>	-4.2%	27.20	32.00	<b>1,915,632</b>	-2.4%	1,391,472	524,160
	Price. €/MWh				Volumes. MWh			
	Average	Var	Min	Max	Total	Var	Purchases SRG	Sales SRG
<b>AGS's segment</b>	<b>29.27</b>	-4.7%	28.15	31.90	<b>533,736</b>	+30.9%	481,992	51,744



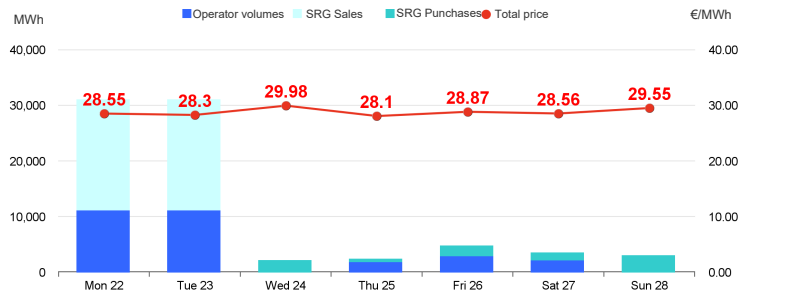
### Intra-Day Gas Market (MI-GAS)

	Price. €/MWh				Volumes. MWh			
	Average	Var	Min	Max	Total	Var	Purchases SRG	Sales SRG
<b>Continuous trading</b>	<b>29.47</b>	-1.3%	27.80	34.00	<b>1,035,240</b>	+49.7%	-	-
	Price. €/MWh				Volumes. MWh			
	Average	Var	Min	Max	Total	Var	Purchases SRG	Sales SRG
<b>AGS's segment</b>	-	-	-	-	-	-	-	-



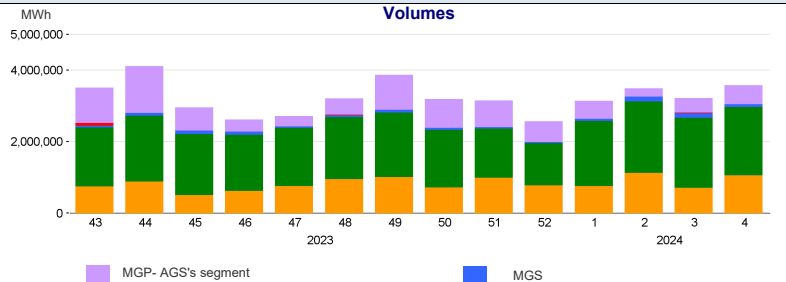
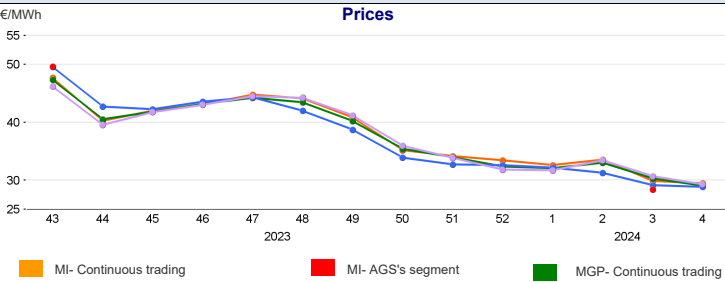
### Market for the trading of gas stored (MGS-GAS)

Week	Storage	4	3
Price. (1) €/MWh	Stogit	28.84	29.14
	Edison Stoccaggio	-	-
	<b>Total</b>	<b>28.84</b>	<b>29.14</b>
Volumes. MWh	Stogit	77,464	117,374
	Edison Stoccaggio	-	-
	<b>Total</b>	<b>77,464</b>	<b>117,374</b>
SRG Activity. MWh	<b>Purchases</b>	<b>8,999</b>	<b>36,024</b>
	Balancing (2)	8,999	36,024
	Other purposes (3)	-	-
	<b>Sales</b>	<b>40,000</b>	<b>40,000</b>
	Balancing (2)	40,000	40,000
Other purposes (3)	-	-	



1) The Total price is calculated as a weighted average price for the total volumes exchanged in each storage system.  
2) To securely manage any expected deviations between overall network injections and withdrawals pursuant to Art. 2.5 of Annex A, AEEGSI's Resolution 312/2016/R/gas  
3) Stored gas trades by Snam Rete Gas (SRG) not included in "Balancing"

### Weekly evolution



## Forward Gas Market (MT-GAS)

Products	Market				OTC		Total		Open interest*			
	Minimum Price	Maximum Price	Check Price*		Trades	Volumes	Registrations	Volumes	Volumes			
	€/MWh	€/MWh	€/MWh	change %	N.	MWh/d	N.	MWh/d	MWh/d	change %	MWh/d	MWh
M-2024-02	-	-	31.04	0.0%	-	-	-	-	-	-	-	-
M-2024-03	-	-	30.91	0.0%	-	-	-	-	-	-	-	-
Q-2024-02	-	-	31.12	0.0%	-	-	-	-	-	-	-	-
Q-2024-03	-	-	31.47	0.0%	-	-	-	-	-	-	-	-
Q-2024-04	-	-	34.92	0.0%	-	-	-	-	-	-	-	-
SS-2024	-	-	31.21	0.0%	-	-	-	-	-	-	-	-
WS-2024/2025	-	-	35.53	0.0%	-	-	-	-	-	-	-	-
BoM-2024-01	-	-	33.10	-0.5%	-	-	-	-	-	-	-	-
Q-2025-01	-	-	36.36	0.0%	-	-	-	-	-	-	-	-
M-2024-04	-	-	31.43	0.0%	-	-	-	-	-	-	-	-
CY-2025	-	-	36.92	0.0%	-	-	-	-	-	-	-	-
<b>Total</b>											0	0

\*Referred to the last session of the week